

Hose Reel 883

Retractable hose reel suitable for vehicle repair shops, garages and maintenance workshops.



Hose Reel 883

- ✓ Spring tension easily adjustable from the outside
- ✓ Fast and easy to service
- ✓ Simple hose replacement without dismantling the reel

A fully plate encased and robust, medium sized retractable hose reel. A highly suitable hose reel for applications in vehicle repair and maintenance workshops. The retractable hose reel is supplied with loose quick hitch for easy installation. The hose reel 883 is retractable and has an optimized spring force, ensuring that the hose retracts smoothly and evenly onto the drum. The high quality spring is pre-tensioned at the factory to suit a wide range of applications, and is well protected inside the drum cavity. The self retracting hose reel 883 is very easy to mount, either on walls, ceilings or floors.


Hose Reel 883

Certifications	CE
Material	Sheet metal casing
Material recycling (% weight)	100
Media	Compressed air, Water, Water high pressure, Oil, Grease
Connection hose length (m)	1
Weight (kg)	15
Corrosion resistance	Standard
Electric/Spring driven	Spring

Models

	Item no	Type of hose	Media	Delivered with hose	Colour	Max working pressure (Mpa)	Hose capacity (m)	Distribution hose diameter (mm)
	30800783 ^[1]	Without	Compressed air, Water	No	Black	1,5	15	
	30800983 ^[1]	Without	Compressed air, Water	No	Black	1,5	10	12,5
	30801083	B	Compressed air, Water	Yes	Black	1,5		12,5
	30801183 ^[1]	Without	Compressed air, Water, Oil	No	Black	7,5	10	12,5
	30801383 ^[2]	Without	Grease	No	Black	35	15	6
	30802183 ^[3]	Without	Water high pressure	No	Black	25	13	10
	30802283	G	Water high pressure	Yes	Black	25		10
	30803883	G	Water high pressure	Yes	White	25		10
	30803783 ^[3]	Without	Water high pressure	No	White	25	13	10
	30801283	I	Oil	Yes	Black	7,5		12,5
	30806183	Without	Oil	No	White	7,5	10	12,5
	30806283	I	Compressed air, Water, Oil	Yes	White	7,5		12,5
	30801883	J	Grease	Yes	Black	35		6

Models

	Item no	Type of hose	Media	Delivered with hose	Colour	Max working pressure (Mpa)	Hose capacity (m)	Distribution hose diameter (mm)
	30807283	B	Compressed air, Water	Yes	White	1,5		10
	30851683	B	Compressed air, Water	Yes	White	1,5		12,5
	30825283	G	Grease	Yes	White	35		6
	30825483	G	Grease	Yes	White	25		10
	32850883 ^[4]	B	Compressed air, Water	Yes	Black	1,5		10
	32851083 ^[5]	B	Compressed air, Water	Yes	Black	1,5		12,5
	30803283	I	Compressed air, Water, Oil	Yes	Grey	7,5		12,5
	30806083	J	Grease	Yes	Grey	35		10
	30815483 ^[1]	B	Compressed air, Water	Yes	Grey	1,5		10
	30809783 ^[6]	Q	Alcohol and Ethanol based fluids	Yes	Grey	1,5		10
	30809683 ^[6]	Q	Alcohol and Ethanol based fluids	Yes	Black	1,5		10
	30800883	B	Compressed air, Water	Yes	Black	1,5		10

^[1] For 12,5 mm hose

^[2] For 6 mm hose

^[3] For 10 mm hose

^[4] NPT










^[5] NPT, For 12,5 mm hose

^[6] Hose couplings are 12mm (1/2")

Hose types

Hose type	Specification	Temperature range, °C	Hose fittings in free hose end, distribution hose	Hose fitting on free hose end, inlet hose	Hose connection on reel, distribution hose	Hose connection on reel, inlet hose
B	Cover in NBR/PVC and inner tube in NBR. Synthetic textile braid	-30 - 100	Male, chrome plated		Hose nipple + clip	Hose nipple 1/2" + clip
G	Cover and inner tube in synthetic rubber. Single steel braid	-40 - 155	Female 60° cone, chrome plated. With rubber hose grip	Female 60° cone, chrome plated	Male 60° cone	Male 60° cone
I	Cover and inner tube in SBR based rubber. Single steel braid	-40 - 100	Female 60° cone, chrome plated	Female 60° cone, chrome plated	Male 60° cone	Male 60° cone
J	Cover and inner tube in syntetic, oil resistant rubber. Double steel braid	-40 - 100	Female 60° cone, chrome plated	Female 60° cone, chrome plated	Male 60° cone	Male 60° cone
Q	Cover in polyurethane and inner tube seamless polyamide. Singel steel braid.	-40 - 70	Female 60° cone, stainless steel	Female 60° cone, stainless steel	Male 60° cone	Male 60° cone

Accessories

	Accessory	Item no
	Roller guide	30341550
	Pivoting bracket.	30372407
	Water gun in chromium plated brass. Max. temperature 95°C	30400110
	Water gun in stainless steel 316. Max. temperature 95°C	30400210
	Watergun EX in stainless steel 316. Max. temperature 95°C	30400211
	Water gun in stainless steel 316. Max. temperature 95°C	30400310
	Air gun, standard.	30410110
	Swivelling coupling 3/8(m)-3/8(m)HP	30431310
	Swiv. coupling 3/8(m)-3/8(m) HP SS	30431410

Accessories

	Accessory	Item no
	Swivl.coupl.1/2(m)-1/2(f) brass	30431610
	Swivel coupling 1/2(m)- 3/4 (f) bra	30431710
	Swivl. coupl. 1/2(m)-3/8(f) SS	30431810
	Swivl coupl. 1/2(m)-1/2(f) SS	30431910
	Swivl.coupl.1/2(m)-3/4(f) SS	30432010
	Inlet kit for hose reel 1/2"	30511550
	Inlet kit for hose reel 3/8" with ball valve 3/8", 3/8"-3/8" adapter and 1/4" - 3/8" adapter.	30511650

